

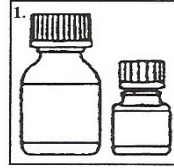
# Ciprofloxacin Suspension for Babies

## How to give Ciprofloxacin Suspension To Your Child

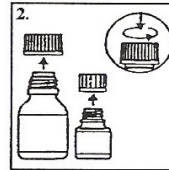
- Mix the medicine as shown to the right.
- Shake the medicine for about 15 seconds before measuring out the next dose.
- After it is mixed, keep the medicine in the refrigerator. It may be kept covered in the refrigerator for 14 days.
- **Give two doses each day. Give one in the morning and one in the evening.**
- Measure the amount of liquid medicine for your child's dose, as marked below.
- To make it taste better, the suspension can be mixed with a small amount of food or juice. **Be sure the child takes all this mixture to get the full dose of medicine.**

Child's weight	Give this much	How often each day
<b>7-12 pounds</b> (3-5 kg)	<b>1 ml</b>	Two times
<b>13-22 pounds</b> (6-10 kg)	<b>2 ml</b>	Two times
<b>23-33 pounds</b> (11-15 kg)	<b>3 ml</b>	Two times
<b>34-44 pounds</b> (16-20 kg)	<b>4 ml</b>	Two times

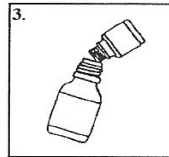
## Mixing Instruction:



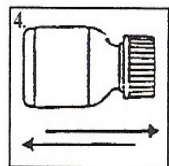
1. The small bottle contains the medicine. **Do not chew the medicine.** Mix the medicine with the liquid in the larger bottle.



2. Open both bottles. Press down on the cap as you twist it to the left.



3. Pour the medicine into the larger bottle of liquid. **Do not add water or any other liquid.** Be sure you get all the medicine out of the small bottle.



4. Close the large bottle. Be sure the cap is on tight. Shake the bottle well for about 15 seconds. The medicine is ready for use.