

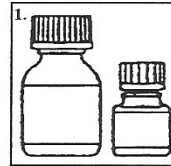
Ciprofloxacin Suspension for Babies

How to give Ciprofloxacin Suspension To Your Child

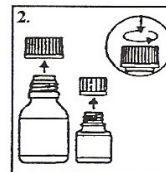
- Mix the medicine as shown to the right.
- Shake the medicine for about 15 seconds before measuring out the next dose.
- After it is mixed, keep the medicine in the refrigerator. It may be kept covered in the refrigerator for 14 days.
- **Give two doses each day. Give one in the morning and one in the evening.**
- Measure the amount of liquid medicine for your child's dose, as marked below.
- To make it taste better, the suspension can be mixed with a small amount of food or juice. **Be sure the child takes all this mixture to get the full dose of medicine.**

Child's weight	Give this much	How often each day
7-12 pounds (3-5 kg)	1 ml	Two times
13-22 pounds (6-10 kg)	2 ml	Two times
23-33 pounds (11-15 kg)	3 ml	Two times
34-44 pounds (16-20 kg)	4 ml	Two times

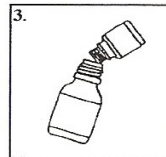
Mixing Instruction:



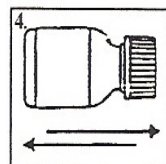
1. The small bottle contains the medicine. **Do not chew the medicine.** Mix the medicine with the liquid in the larger bottle.



2. Open both bottles. Press down on the cap as you twist it to the left.



3. Pour the medicine into the larger bottle of liquid. **Do not add water or any other liquid.** Be sure you get all the medicine out of the small bottle.



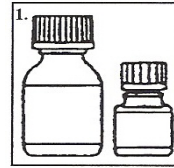
4. Close the large bottle. Be sure the cap is on tight. Shake the bottle well for about 15 seconds. The medicine is ready for use.

如何讓孩子服用 Ciprofloxacin懸浮液

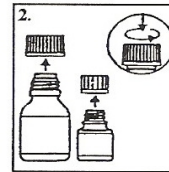
- 按右圖所示，混合藥物。
- 量出所服藥量之前，搖勻大約15秒。
- 混合後，放入冰箱內保存。加蓋後，可在冰箱內保存14天。
- **每天服用兩次。早晚各一次。**
- 按下表所示，量出孩子要服的藥。
- 爲了改善藥物口味，可與少量食物或果汁混合後讓孩子服用。**務必要讓孩子將混合物全部服下，以確保全劑量服藥。**

兒童體重	服用量	每日服用次數
3-5公斤 (7-12磅)	1 ml	兩次
6-10公斤 (13-22磅)	2 ml	兩次
11-15公斤 (23-33磅)	3 ml	兩次
16-20公斤 (34-44磅)	4 ml	兩次

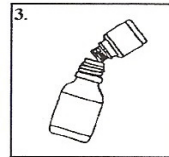
混合方法



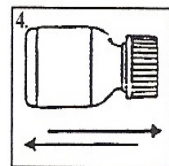
1. 小瓶內是藥物。**切勿嚼服**。將藥物與大瓶內的液體混合。



2. 打開兩個瓶子，方法是下壓瓶蓋，向左轉動。



3. 將藥物倒入裝液體的大瓶內。**切勿加水或任何其他液體**。務必倒空小瓶內的藥物。



4. 蓋上大瓶。瓶蓋一定要擰緊。搖動藥瓶約15秒後，即可服用。