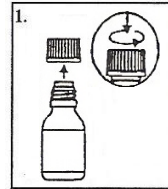


Doxycycline Suspension for Babies

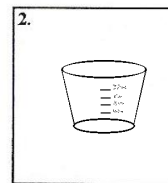
How to give Doxycycline Suspension To Your Child

- Mix the medicine as shown to the right.
- Shake the medicine for about 15 seconds before measuring out the next dose.
- After it is mixed, keep the medicine in the refrigerator. It may be kept covered in the refrigerator for 14 days.
- Measure the amount of liquid medicine for your child's dose, as marked below.
- Give 1 or 2 doses each day. Give the medicine in the morning. If your child is to have 2 doses each day, give the medicine in the evening also. Follow the schedule marked below for your child.
- To make it taste better, the suspension can be mixed with a small amount of food or juice. **Be sure the child takes all this mixture to get the full dose of medicine.**

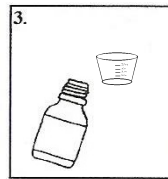
Mixing Instructions



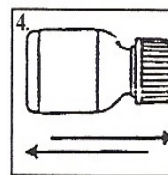
1. Open the bottle. Press down on the cap as you twist it to the left.



2. Measure 1.5 ounces of water in the medicine cup you were given. (45ml = 1.5 ounces)



3. Add the water to the medicine powder.



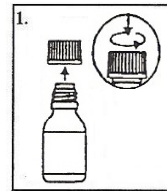
4. Close the bottle. Be sure the cap is on tight. Shake the bottle well for about 15 seconds. The medicine is ready for use.

Child's weight	Give this much liquid	How often each day
Under 12.5 pounds (<6 kg)	5 ml	One time
12.5-27 pounds (6-12 kg)	10 ml	One time
28-54 pounds (13-24 kg)	15 ml	One time

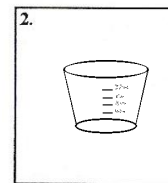
如何让孩子服用 Doxycycline悬浮液

- 按右图所示，混合药物。
- 量出所服药量之前，摇匀大约15秒。
- 混合后，放入冰箱内保存。加盖后，可在冰箱内保存14天。
- 按下表所示，量出孩子要服的药。
- 每天服用1次或2次。早晨服药。如果孩子每天服用2次，则晚上也服一次。按下表的药量给孩子服药。
- 为了改善药物口味，可与少量食物或果汁混合后让孩子服用。**务必要让孩子将混合物全部服下，以确保全剂量服药。**

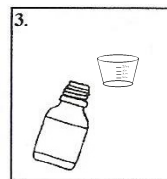
混合方法



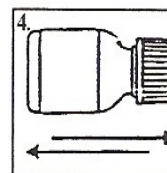
1. 打开药瓶，方法是下压瓶盖，向左转动。



2. 在附赠的药杯内放入1.5盎司水。
(45ml = 1.5盎司)



3. 将水倒入药粉内。



4. 盖下药瓶。瓶盖一定要拧紧。摇动药瓶约15秒后，即可服用。

儿童体重	服用量	每日服用次数
6公斤以下 (<12.5磅)	5 ml	一次
6-12公斤 (12.5-27磅)	10 ml	一次
13-24公斤 (28-54磅)	15 ml	一次