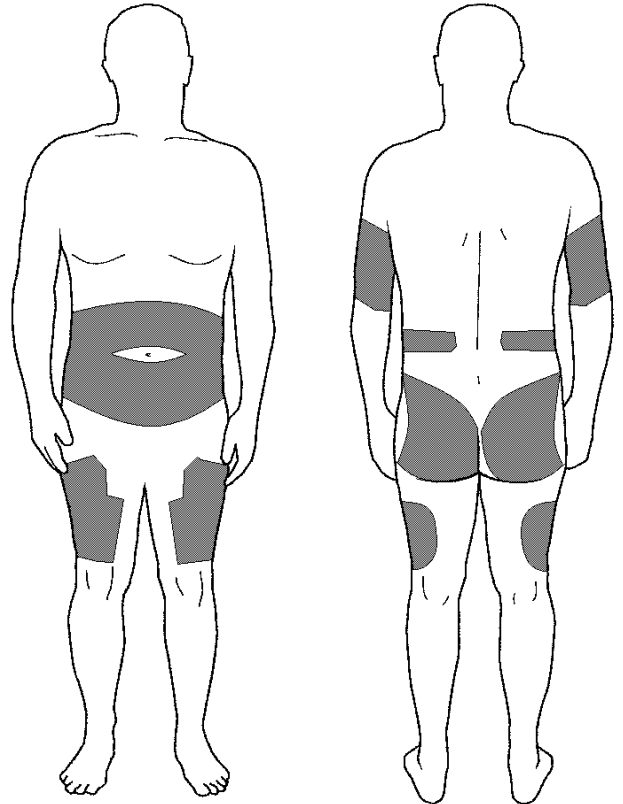


Giving Medicine by Subcutaneous Injection


Select the Site for Injection

- Sites that can be used are:
 - Backs of the upper arms
 - Abdomen
 - Front and side of thighs or upper legs
 - Back above waist
 - Buttocks
- Some medicines are best given in certain areas. Your doctor or nurse will teach you the best areas to give your medicine.
- Stay 1 inch away from the last injection.
- Stay 2 inches away from your navel or scars.
- Do not use areas that are bruised, tender or swollen.



Inject the Medicine

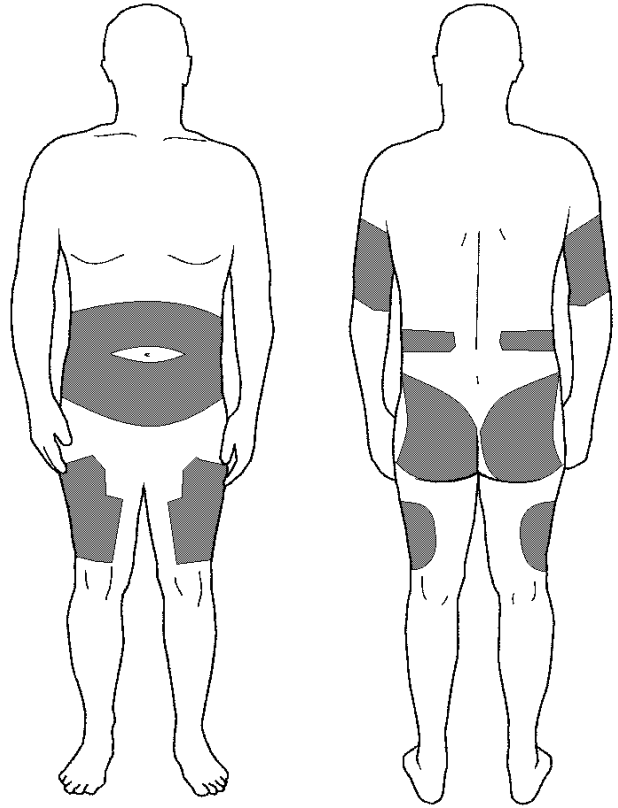
1. Wash your hands.
2. Clean your skin with an alcohol pad using a circular motion. Let the alcohol air dry.



皮下注射藥物

選擇注射部位

- 可用於注射的部位是：
 - 上臂背部
 - 腹部
 - 大腿前部和側部
 - 腰部以上的後背
 - 臀部
- 有些藥在某些部位注射效果最佳。您的醫生或護士會告訴您哪些是最佳用藥部位。
- 要離前一次注射部位 1 寸 (2.5 公分) 之遠。
- 要離您的肚臍或疤痕處 2 寸 (5 公分) 遠。
- 不要使用有擦傷、觸痛或腫脹的部位。

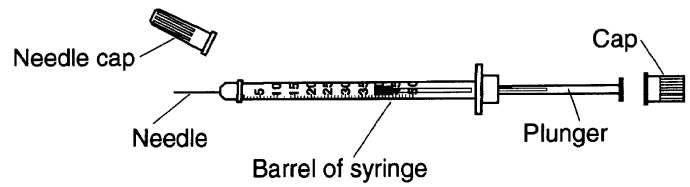


注射藥物

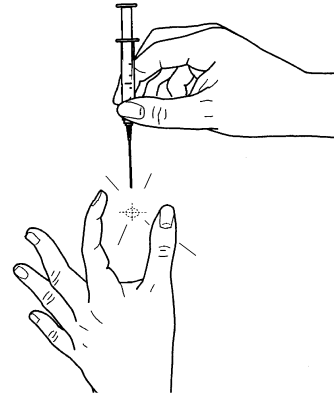
1. 清洗雙手。
2. 用酒精墊轉圈清潔皮膚。讓酒精風乾。



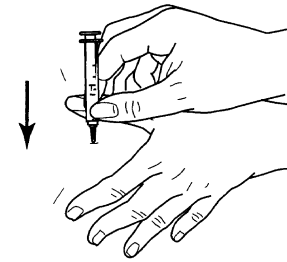
3. Remove the needle cap and hold the syringe like a dart.



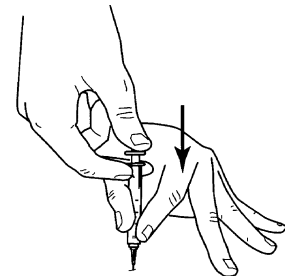
4. Gently pinch the skin at the injection site.



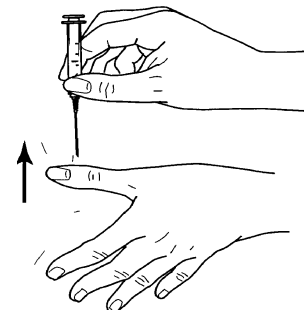
5. Insert the needle straight into the skin.



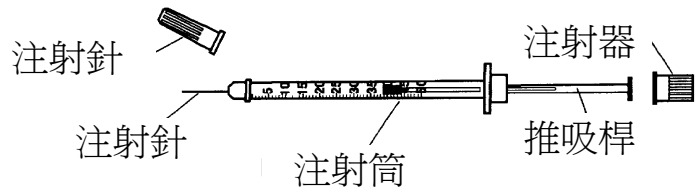
6. Let go of the skin unless you are told not to, and give the medicine slowly by pushing in the plunger.



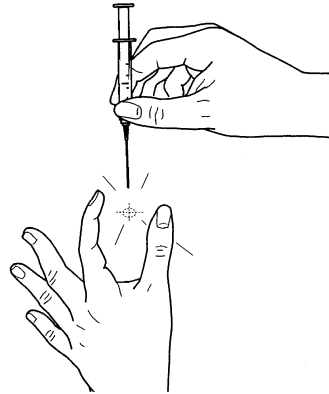
7. Pull the needle out of your skin and quickly press the alcohol pad or your finger onto the site. Do not rub the skin.



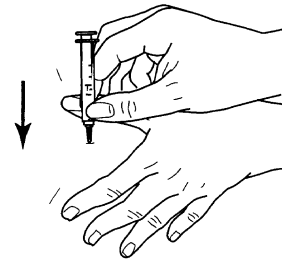
3. 取下注射針套。像持飛鏢一樣持注射器。



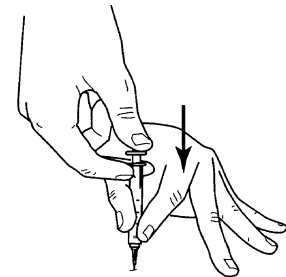
4. 輕輕捏住注射部位的皮膚。



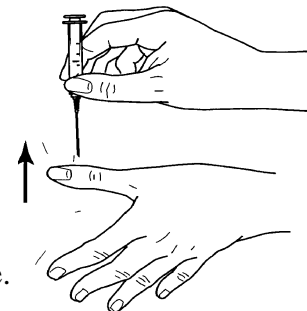
5. 將針直插入皮膚。



6. 將捏住的皮膚鬆開，除非有指示不要鬆開，慢推推吸桿注入藥物。



7. 拔出注射針。迅速用酒精墊或用手壓在注射部位上。不要擦皮膚。



Giving Medicine By Subcutaneous Injection. Traditional Chinese.

8. Hold pressure on the site for 30 to 60 seconds.

Clean Up Supplies

- Put the used syringe and needle into a strong container that has a cap or lid, such as a bleach or detergent jug. Do not recap the needle.
- Cap the container tightly after use and keep out of the reach of children and pets.



Talk to your doctor or nurse if you have any questions or concerns.

8. 給注射部位保持 30-60 秒的壓力。

清理用品

- 將用過的注射器和注射針放入一個有蓋的結實容器，例如漂白水或清淨劑罐。不要重複使用注射針。
- 用完後將蓋子蓋緊，並將其存放在兒童和寵物接觸不到的地方。



如果您有任何疑問或關注事項，請告知您的醫生或護士。

2005 – 9/2010 Health Information Translations

Unless otherwise stated, user may print or download information from www.healthinfotranslations.org for personal, non-commercial use only. The medical information found on this website should not be used in place of a consultation with your doctor or other health care provider. You should always seek the advice of your doctor or other qualified health care provider before you start or stop any treatment or with any questions you may have about a medical condition. The Ohio State University Medical Center, Mount Carmel Health System, OhioHealth and Nationwide Children's Hospital are not responsible for injuries or damages you may incur as a result of your stopping medical treatment or your failure to obtain medical treatment.

Giving Medicine By Subcutaneous Injection. Traditional Chinese.