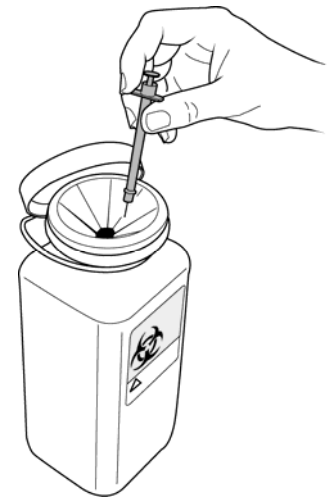



Throwing Away Used Needles and Syringes

When you use needles or syringes at home, you need to throw them away safely.

- Use a strong container that has a cap or lid, such as a bleach or detergent jug or a coffee can. Do not use milk cartons or glass bottles. You can also buy needle boxes at your pharmacy.
- Put your needle and syringe in the container right after use. Do not recap the needle.
- Cap the container tightly after each use.
- Keep your container out of the reach of children and pets.
- When the container is $\frac{3}{4}$ full, put the lid on tightly. Use heavy tape like duct, packing or electrical tape to seal the lid.
- Check with your local pharmacy, trash company or health department about what you should do with the container.
 - ▶ Some cities have collection sites at hospitals, clinics, drug stores or fire stations where you can dispose of the container.
 - ▶ Your trash company may allow you to set the container out beside your trash. This is so it can be handled safely and not be mixed in with regular trash.



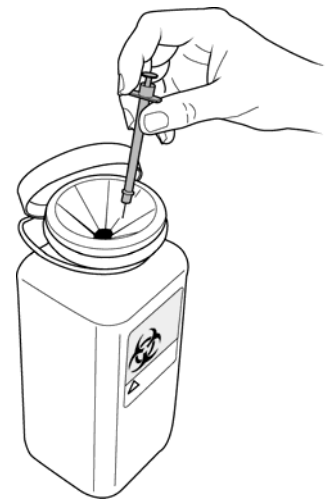

2005 – 9/2010 Health Information Translations

Unless otherwise stated, user may print or download information from www.healthinfotranslations.org for personal, non-commercial use only. The medical information found on this website should not be used in place of a consultation with your doctor or other health care provider. You should always seek the advice of your doctor or other qualified health care provider before you start or stop any treatment or with any questions you may have about a medical condition. The Ohio State University Medical Center, Mount Carmel Health System, OhioHealth and Nationwide Children's Hospital are not responsible for injuries or damages you may incur as a result of your stopping medical treatment or your failure to obtain medical treatment.

Se débarrasser des aiguilles et des seringues usagées

Lorsque vous utilisez des aiguilles ou des seringues chez vous, vous devez les jeter en toute sécurité.

- Servez-vous d'un récipient solide ayant un bouchon ou un couvercle, comme un bidon de détergent ou une boîte à café. N'utilisez pas de briques de lait ni de bouteilles en verre. Vous pouvez également acheter des containers à aiguilles en pharmacie.
- Mettez l'aiguille et la seringue dans le récipient juste après les avoir utilisées. Ne remettez pas le capuchon sur l'aiguille.
- Fermez bien le récipient après chaque utilisation.
- Conservez le récipient hors de la portée des animaux et des enfants.
- Lorsque le récipient est plein aux $\frac{3}{4}$, fermez-le bien. Utilisez du scotch, par exemple du scotch en toile, du scotch d'emballage ou du scotch électrique pour sceller le couvercle.
- Contactez votre pharmacie, votre service de ramassage des ordures ou les autorités sanitaires, afin de savoir ce que vous êtes censé faire avec le récipient.
 - ▶ Certaines villes ont des lieux de ramassage dans des hôpitaux, des cliniques, des pharmacies ou des casernes de pompiers, où vous pouvez vous débarrasser du récipient.
 - ▶ Votre service de ramassage des ordures peut vous autoriser à mettre le récipient à côté de vos ordures. Cela permet de le jeter en toute sécurité, sans le mélanger aux ordures normales.



2005 – 9/2010 Health Information Translations

Unless otherwise stated, user may print or download information from www.healthinfotranslations.org for personal, non-commercial use only. The medical information found on this website should not be used in place of a consultation with your doctor or other health care provider. You should always seek the advice of your doctor or other qualified health care provider before you start or stop any treatment or with any questions you may have about a medical condition. The Ohio State University Medical Center, Mount Carmel Health System, OhioHealth and Nationwide Children's Hospital are not responsible for injuries or damages you may incur as a result of your stopping medical treatment or your failure to obtain medical treatment.

Throwing Away Used Needles & Syringes. African French.