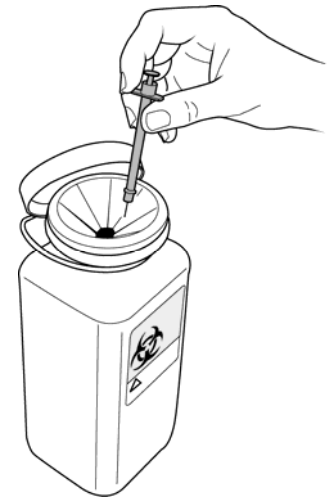


Throwing Away Used Needles and Syringes

When you use needles or syringes at home, you need to throw them away safely.

- Use a strong container that has a cap or lid, such as a bleach or detergent jug or a coffee can. Do not use milk cartons or glass bottles. You can also buy needle boxes at your pharmacy.
- Put your needle and syringe in the container right after use. Do not recap the needle.
- Cap the container tightly after each use.
- Keep your container out of the reach of children and pets.
- When the container is $\frac{3}{4}$ full, put the lid on tightly. Use heavy tape like duct, packing or electrical tape to seal the lid.
- Check with your local pharmacy, trash company or health department about what you should do with the container.
 - ▶ Some cities have collection sites at hospitals, clinics, drug stores or fire stations where you can dispose of the container.
 - ▶ Your trash company may allow you to set the container out beside your trash. This is so it can be handled safely and not be mixed in with regular trash.



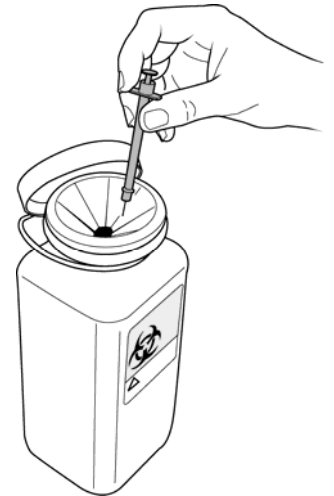

2005 – 9/2010 Health Information Translations

Unless otherwise stated, user may print or download information from www.healthinfotranslations.org for personal, non-commercial use only. The medical information found on this website should not be used in place of a consultation with your doctor or other health care provider. You should always seek the advice of your doctor or other qualified health care provider before you start or stop any treatment or with any questions you may have about a medical condition. The Ohio State University Medical Center, Mount Carmel Health System, OhioHealth and Nationwide Children's Hospital are not responsible for injuries or damages you may incur as a result of your stopping medical treatment or your failure to obtain medical treatment.

사용한 주사기와 바늘을 버리는 방법

집에서 바늘이나 주사기를 사용할 때 안전하게 버려야 합니다.

- 뚜껑이 있는 튼튼한 용기 즉 표백제나 세제 또는 커피를 담았던 용기를 사용하십시오. 종이로 된 우유팩이나 유리 병은 사용하지 마십시오. 약국에서 바늘 박스를 구입해도 됩니다.
- 바늘과 주사기는 사용 직후 이 용기 안에 버리십시오. 바늘에 뚜껑을 다시 끼우지 마십시오.
- 사용할 때마다 용기 뚜껑을 닫으십시오.
- 용기를 어린이나 애완동물의 손이 닿지 않는 곳에 보관해 두십시오.
- 용기가 3/4쯤 찼으면 뚜껑을 꼭 닫으십시오. 덕트 테이프나 포장용 또는 전기 테이프로 뚜껑을 밀봉하십시오.
- 용기를 어떻게 버려야 하는지 근처 약국이나 쓰레기 수거 회사 또는 보건소에 문의하십시오.
 - ▶ 어떤 도시에서는 지정된 병원이나 보건소, 약국, 소방서에서 용기를 수거합니다.
 - ▶ 쓰레기 수거 회사에 따라 쓰레기 통 옆에 용기를 갖다 놓으면 수거해 가기도 합니다. 따로 수거하는 이유는 일반 쓰레기와 섞이지 않게 안전하게 취급하기 위해서입니다.



2005 – 9/2010 Health Information Translations

Unless otherwise stated, user may print or download information from www.healthinfotranslations.org for personal, non-commercial use only. The medical information found on this website should not be used in place of a consultation with your doctor or other health care provider. You should always seek the advice of your doctor or other qualified health care provider before you start or stop any treatment or with any questions you may have about a medical condition. The Ohio State University Medical Center, Mount Carmel Health System, OhioHealth and Nationwide Children's Hospital are not responsible for injuries or damages you may incur as a result of your stopping medical treatment or your failure to obtain medical treatment.

Throwing Away Used Needles and Syringes. Korean.